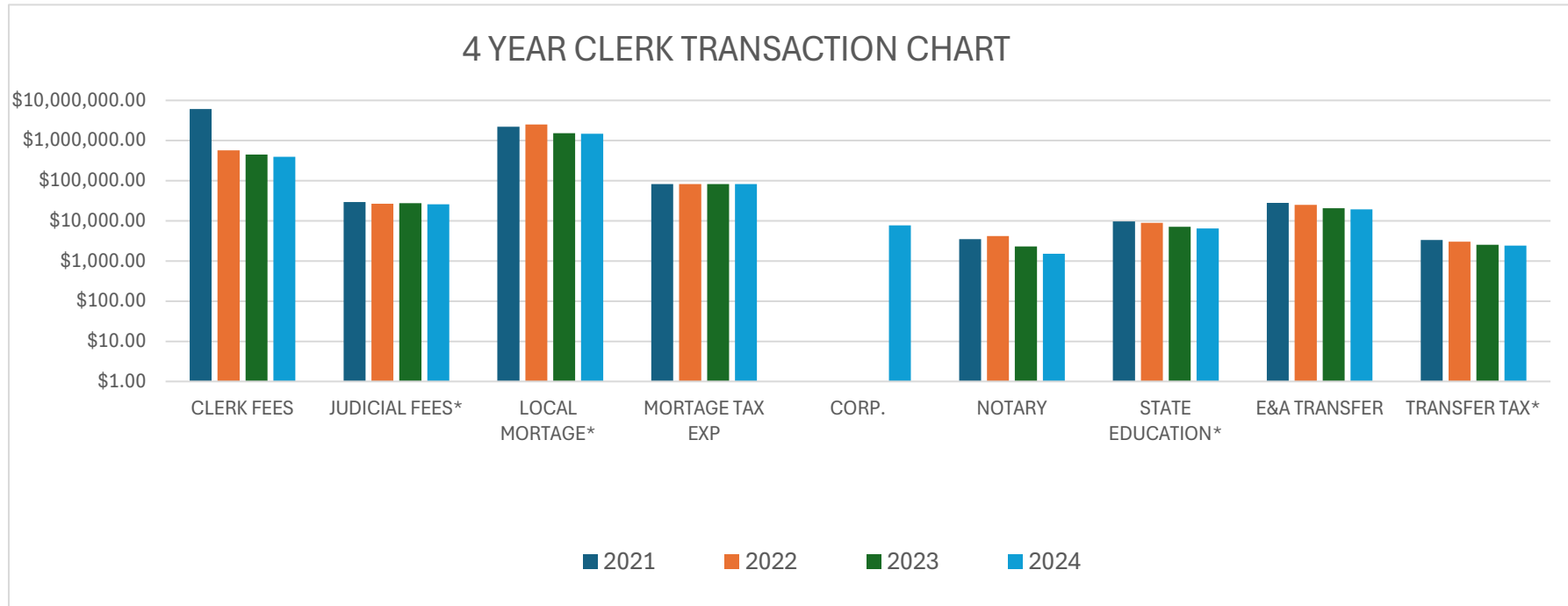
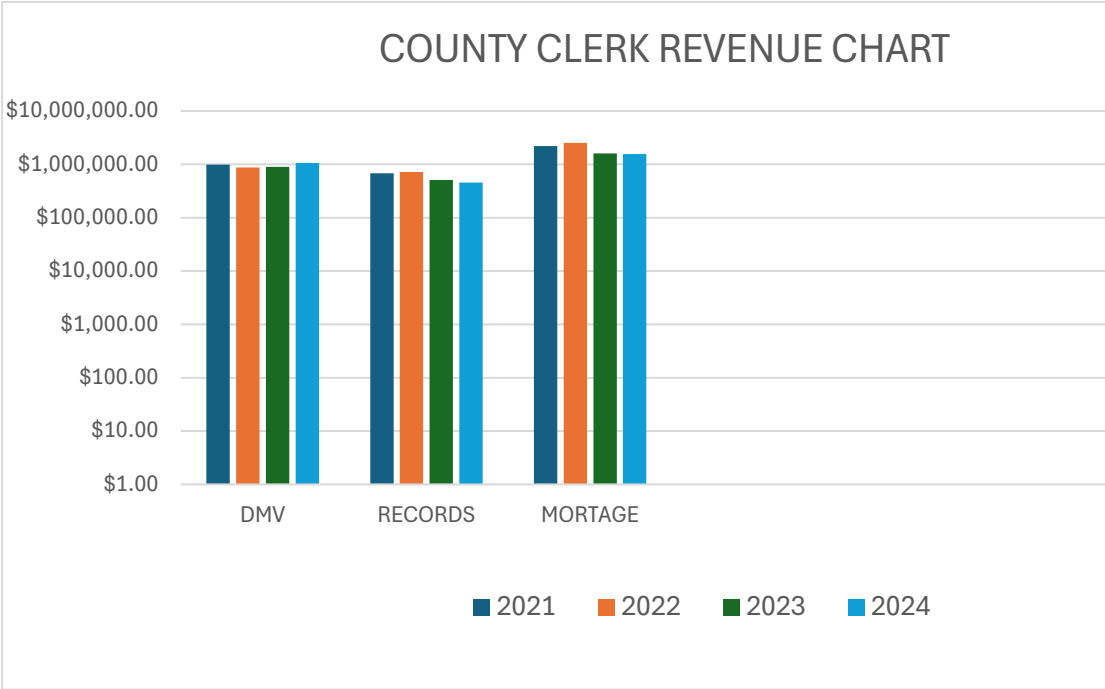


YEAR	CLERK FEES	JUDICIAL FEES*	LOCAL MORTGAGE*	MORTGAGE TAX EXP	CORP.	NOTARY	STATE EDUCATION*	E&A TRANSFER	TRANSFER TAX*
2021	\$6,056,265.67	\$29,595.44	\$2,203,395.61	\$82,977.48		\$3,480.00	\$9,611.13	\$27,900.00	\$3,338.88
2022	\$569,271.13	\$26,699.50	\$2,507,856.14	\$82,977.48		\$4,190.00	\$8,995.90	\$24,867.00	\$3,036.12
2023	\$445,564.96	\$27,802.23	\$1,524,089.78	\$82,977.48		\$2,305.00	\$7,129.67	\$20,610.00	\$2,530.77
2024	\$391,364.16	\$25,972.77	\$1,471,604.69	\$82,977.48	\$7,696.00	\$1,515.00	\$6,457.65	\$19,332.00	\$2,411.66

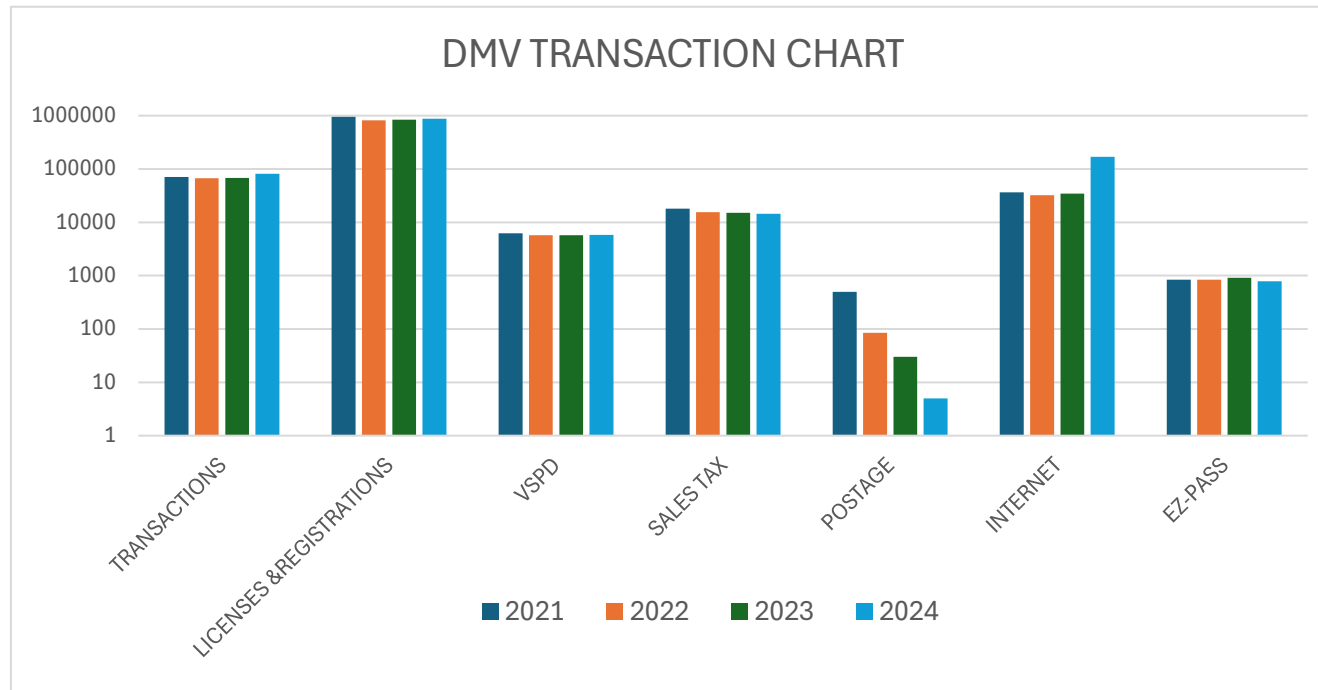
***INCLUDES INTEREST**



YEAR	DMV	RECORDS	MORTGAGE
2021	\$980,664.37	\$680,191.12	\$2,203,395.61
2022	\$870,631.91	\$720,117.29	\$2,507,856.14
2023	\$896,130.48	\$505,942.63	\$1,607,107.67
2024	\$1,062,569.31	\$452,563.39	\$1,554,582.17



YEAR	TRANSACTIONS	LICENSES & REGISTRATIONS	VSPD	SALES TAX	POSTAGE	INTERNET	EZ-PASS
2021	71185	\$955,888.37	\$6,194.00	\$18,087.00	\$495.00	\$36,739.43	\$844.00
2022	67271	\$816,914.56	\$5,748.00	\$15,462.50	\$85.00	\$32,421.85	\$844.00
2023	68137	\$839,795.80	\$5,707.00	\$14,980.00	\$30.00	\$34,709.68	\$908.00
2024	80940	\$873,001.28	\$5,827.00	\$14,467.25	\$5.00	\$169,268.78	\$784.00



2024 ANNUAL DMV REPORT

MONTH	TRANSACTIONS PROCESSED	LICENSE & REG. FEES	PLATE SURRENDERS	SALES TAX	POSTAGE	TOTAL
January	5,321	\$58,102.06	\$440.00	\$1,030.00	\$5.00	\$59,577.06
INTERNET 10.75%						\$11,202.55
February	5,659	\$59,164.84	\$436.00	\$986.00		\$60,586.84
INTERNET 10.75%						\$10,557.47
March	5,898	\$62,691.24	\$488.00	\$1,046.25		\$64,225.49
INTERNET 10.75%						\$12,515.86
April	6,732	\$71,367.61	\$501.00	\$1,133.00		\$73,001.61
INTERNET 10.75%						\$13,973.94
May	7,136	\$74,336.73	\$538.00	\$1,172.25		\$76,046.98
INTERNET 10.75%						\$18,377.65
June	6,717	\$70,415.53	\$479.00	\$962.75		\$71,857.28
INTERNET 10.75%						\$16,767.44
July	7,441	\$77,878.50	\$509.00	\$1,080.50		\$79,468.00
INTERNET 10.75%						\$15,286.05
August	7,748	\$85,539.67	\$507.00	\$1,203.25		\$87,249.92
INTERNET 10.75%						\$12,917.56
September	6,714	\$76,203.15	\$531.00	\$1,603.00		\$78,337.15
INTERNET 10.75%						\$10,979.90
October	8,315	\$94,438.03	\$546.00	\$1,906.00		\$96,890.03
INTERNET 10.75%						\$16,880.32
November	6,551	\$68,927.26	\$435.00	\$1,302.00		\$70,664.26
INTERNET 10.75%						\$14,370.43
December	6,708	\$73,936.66	\$417.00	\$1,042.25		\$75,395.91
INTERNET 10.75%						\$15,439.61
TOTAL OFFICE	80,940	\$873,001.28	\$5,827.00	\$14,467.25	\$5.00	\$893,300.53
TOTAL INTERNET						\$169,268.78
GRAND TOTAL			\$893,295.53			\$1,062,569.31

MONTHLY TRANSFERS

2024

[illegible]

MONTHLY TRANSFERS

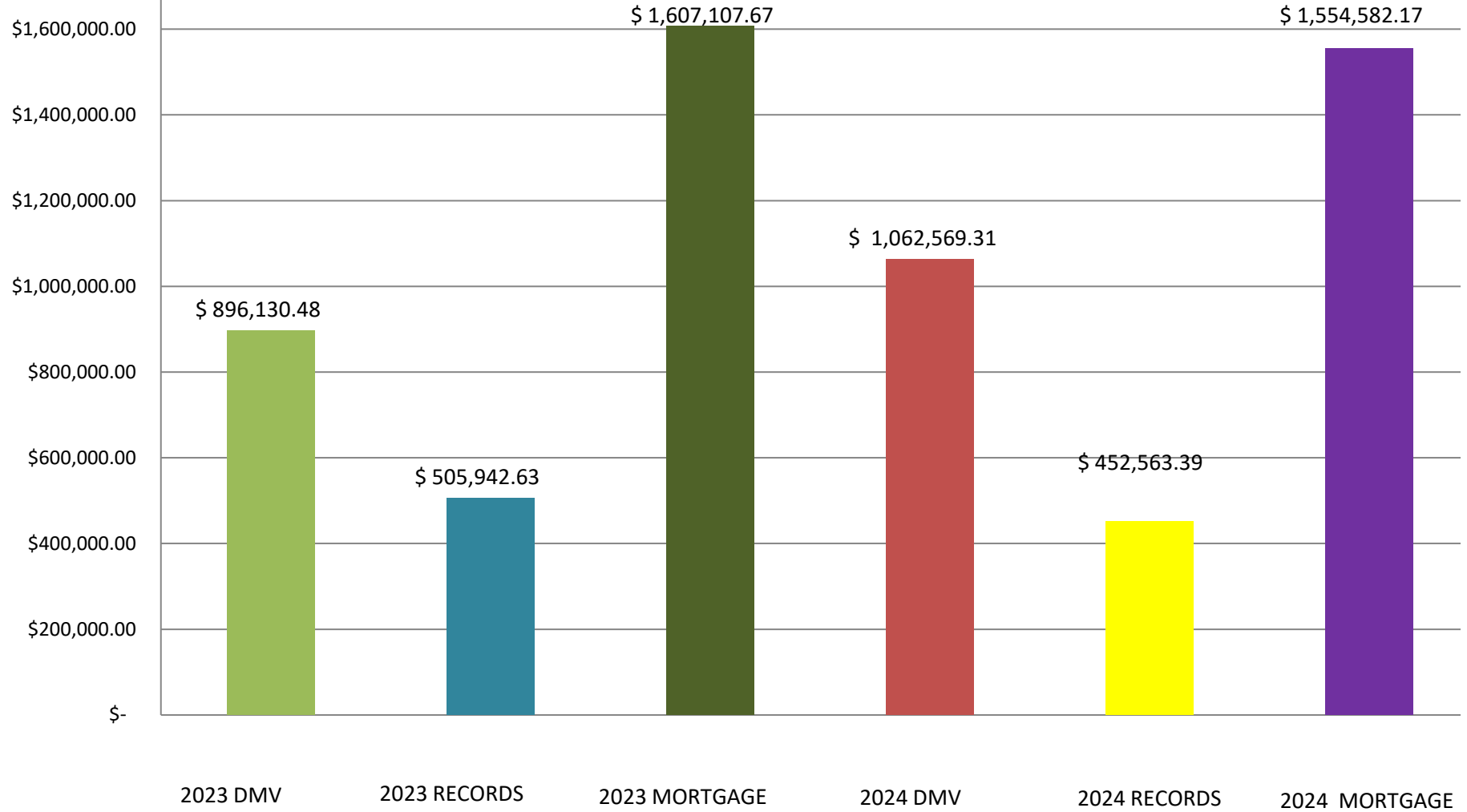
2024

[illegible]

MORTGAGE TAX YEAR END REPORT
1/1/24 THRU 12/31/24

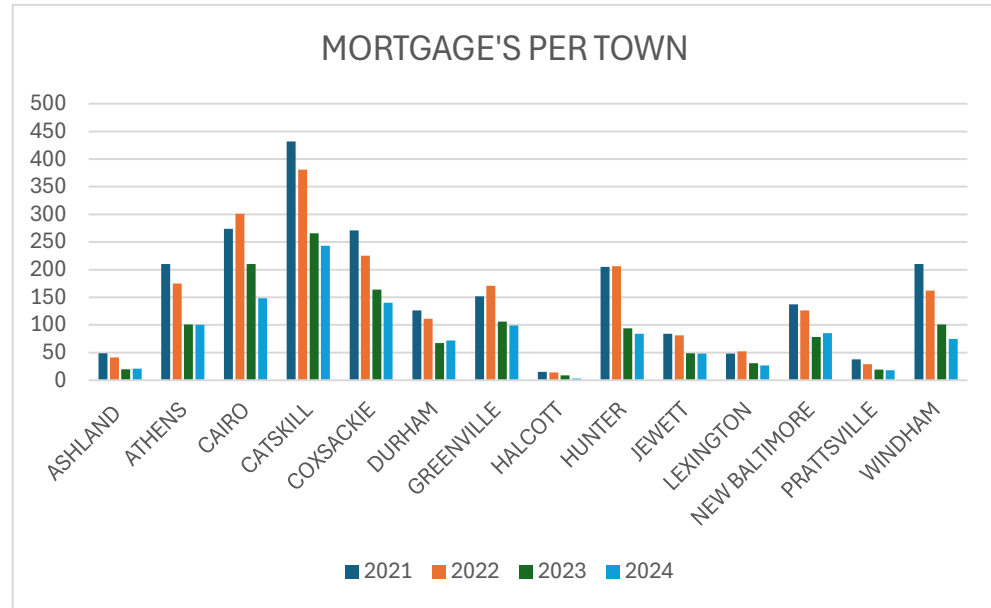
Month	Total	Total	Total	Interest	Shared Services	NYS Special	Amt. Pd. Treas.	Amt. Pd. Treas.	Interest County	Refunds	
	Taxes Collected	Taxes Held	Taxes Disbursed	Bank Accounts	Reimbursement	Addl. Tax (Int. Incl.)	Town Share-Int Incl	Local Share-Int.Incl	Treasurer Retained		
January	\$252,313.25	\$10,788.75	\$287,728.25	\$48.97	\$6,914.79	\$52,898.49	\$113,979.65	\$113,979.67	\$4.62		
February	\$175,262.70	\$0.00	\$176,012.70	\$48.35	\$6,914.79	\$31,435.12	\$68,853.31	\$68,853.33	\$4.50		
March	\$186,510.83	\$33,273.75	\$161,248.59	\$31.12	\$6,914.79	\$27,358.91	\$61,881.86	\$65,121.39	\$2.76		
April	\$226,282.25	\$315.00	\$225,967.25	\$19.96	\$6,914.79	\$40,102.29	\$89,484.14	\$89,484.16	\$1.83		
May	\$334,799.25	\$23,750.00	\$316,486.75	\$24.85	\$6,914.79	\$58,113.13	\$125,740.66	\$125,740.68	\$2.34		
June	\$220,527.50	\$3,967.50	\$251,744.30	\$31.84	\$6,914.79	\$43,898.17	\$100,380.80	\$100,579.52	\$2.86		
July	\$315,498.00	\$4,062.50	\$311,435.50	\$32.75	\$6,914.79	\$56,504.60	\$124,022.90	\$124,022.92	\$3.04		
August	\$273,523.47	\$10,500.00	\$299,837.53	\$27.79	\$6,914.79	\$53,100.52	\$117,331.39	\$122,311.82	\$2.52	\$204.28	Local Tax
September	\$550,492.00	\$24,062.50	\$527,054.50	\$23.85	\$6,914.79	\$98,976.02	\$210,592.63	\$210,592.64	\$2.27		
October	\$338,228.75	\$0.00	\$338,228.75	\$41.15	\$6,914.79	\$60,194.33	\$135,578.51	\$135,578.52	\$3.75		
November	\$335,258.50	\$7,920.00	\$327,338.50	\$32.30	\$6,914.79	\$56,907.42	\$131,772.85	\$131,772.87	\$2.87		
December	\$443,177.00	\$3,675.00	\$461,080.83	\$43.63	\$6,914.79	\$87,146.25	\$183,529.61	\$183,529.62	\$4.19		
TOTALS	\$3,651,873.50	\$122,315.00	\$3,684,163.45	\$406.56	\$82,977.48	\$666,635.25	\$1,463,148.31	\$1,471,567.14	\$37.55	\$204.28	

REVENUE COUNTY CLERK 2023 - 2024 COMPARISON



[illegible]

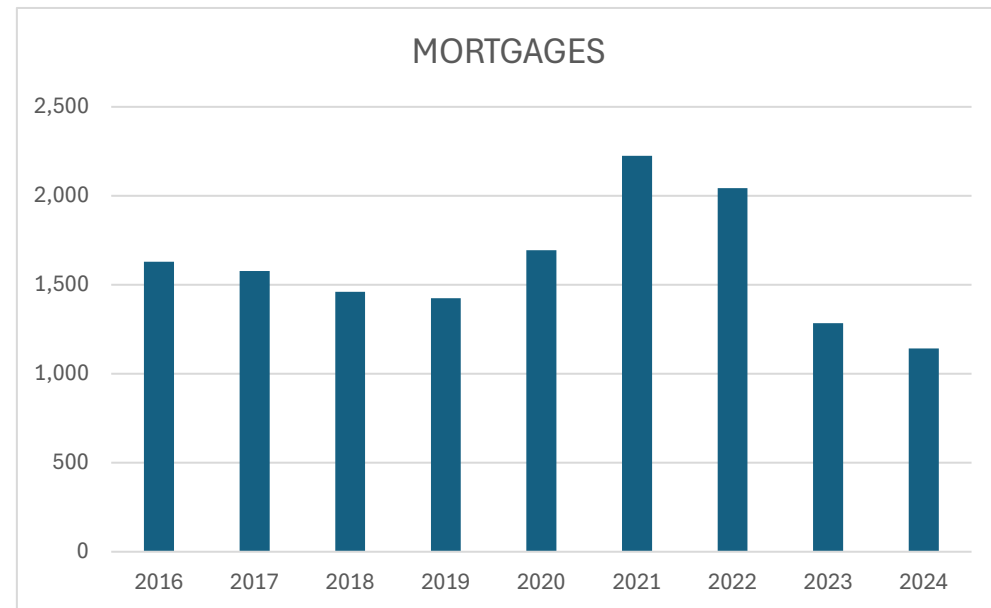
	2021	2022	2023	2024
ASHLAND	49	41	20	21
ATHENS	210	175	101	100
CAIRO	274	301	210	148
CATSKILL	432	381	266	243
COXSACKIE	271	225	164	140
DURHAM	126	111	67	72
GREENVILLE	152	171	106	99
HALCOTT	15	14	9	3
HUNTER	205	206	94	84
JEWETT	84	81	49	48
LEXINGTON	48	52	31	27
NEW BALTIMORE	137	126	78	85
PRATTSVILLE	38	29	19	18
WINDHAM	210	162	101	75



MORTGAGES

2016	1,630
2017	1,577
2018	1,460
2019	1,425
2020	1,694
2021	2,225
2022	2,043
2023	1,285
2024	1,143

This is a graph showing the number of mortgages the County Clerks's Office recorded per year since we've started using IQS. This does not include Mortgage Assignments, Mortgage Discharges, Mortgage Releases and Mortgage Aggrements



Annual Report 2024

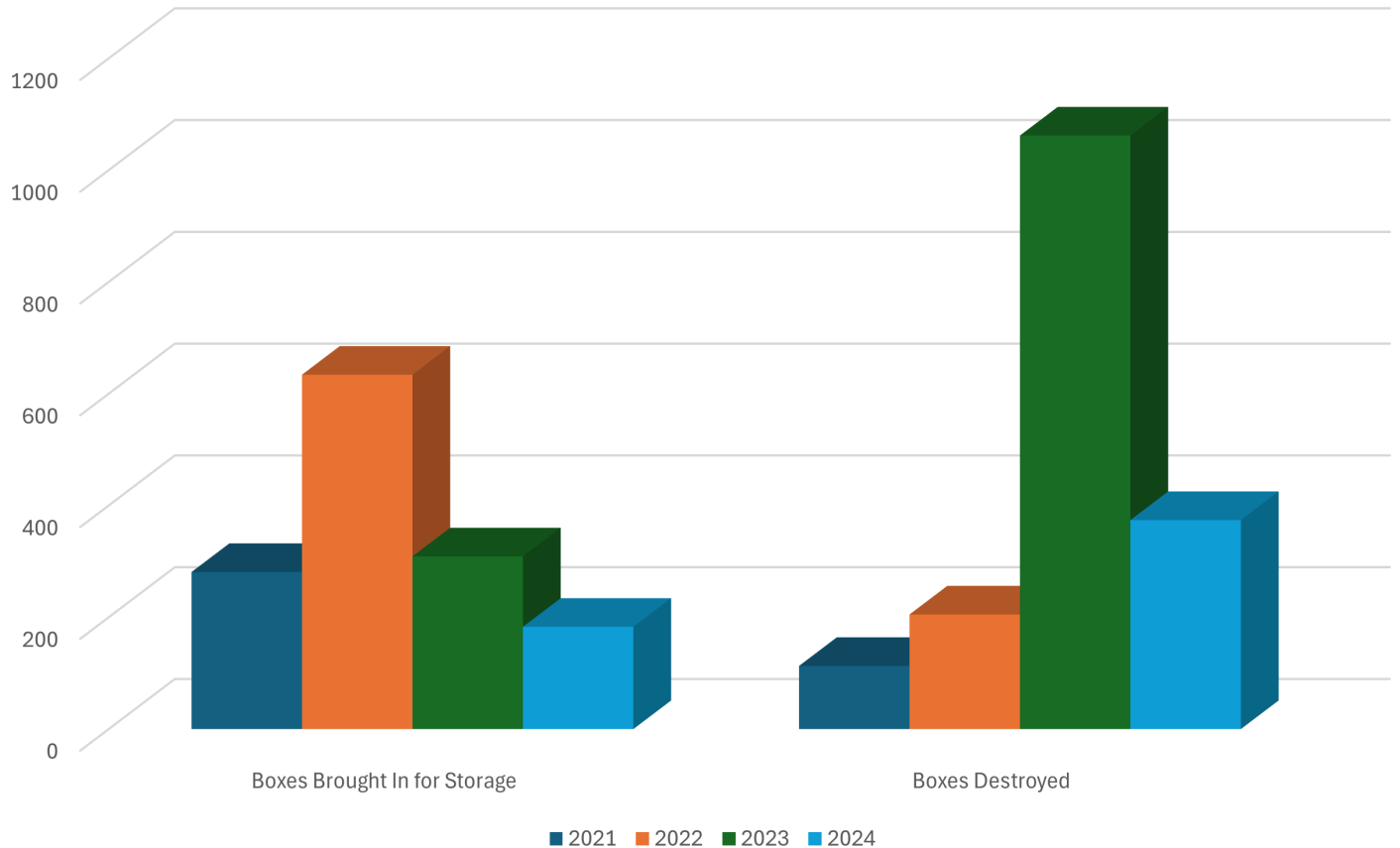
Records Management

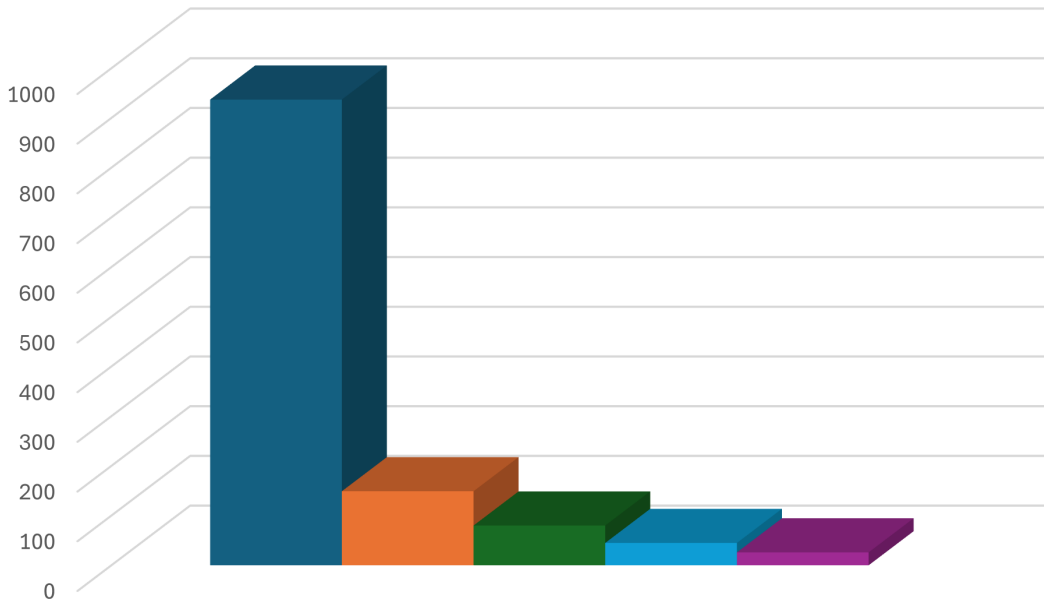
The following is a summary of Records Management activity for 2024:

- 183 boxes (cubic feet) of original records were moved from various County Offices into storage at the Records Center and added to the Records Center inventory.
- 515 requests for retrieval of records from storage were processed for County Departments.
- 734 requests for file maintenance were processed (primarily, this involves retrieval of a file to add materials.)
- Approximately 164 boxes of Public Defender records were scanned, verified, and destroyed by Records Center Staff. Another 22 boxes are in various stages of this process.

Activity	2023	2024	Change
Boxes stored	309	183	-126
Retrieval requests	478	515	+37
Maintenance requests	785	734	-51
Scanning complete (Public Defender)	82	164	+82
Scanning in progress (Public Defender)	71	22 (End of Project)	-49

Boxes Brought in vs. Boxes Destroyed





Request for Records by Department

■ County Clerk ■ Public Defender ■ District Attorney ■ Human Resources ■ Sheriff

Services provided by the Office of the County Clerk

Land Records

- > Recording land records, including deeds, mortgages, assignments, and satisfactions.
- > Collection and processing of New York State mortgage and transfer taxes
- > Filing of maps, UCC statements, liens

Legal

- > Fee collection and filing of court records for Supreme and Greene County Courts
- > Administration of Notary Public Commissions
- > Filing of Veterans Military Discharge papers
- > Recording Matrimonial court records
- > Filing of DBA Business Certificates
- > Filing Judgements

DMV

- > Processing Vehicle Registrations
- > Issue Driver's Licenses and ID cards
- > Driver Certification
- > Process CDL Licenses
- > Maintain Driving and Vehicle Records
- > Enhanced, Real ID and NYS Licenses
- > EZ Pass retailer

Administration

- > Financial reporting to partners in federal, state and county government
- > Administering and filing of Oaths of Office
- > Provision of certified copies of all recordings
- > Processing of United States Passport applications
- > Online search available through IQS
- > Fraud Alert notification available through IQS
- > Responsible for all County Department's archived records

STATE OF NEW YORK:

COUNTY OF GREENE:

I, Marilyn Farrell, County Clerk of the County of Greene, do hereby certify
that the foregoing statements for the:

Records Management

Greene County Recording Office

Mortgage Tax receipts

Greene County Department of Motor Vehicles Office

are a true and accurate annual accounting of the money received by the
Greene County Clerk's Office for the year 2024.

Marilyn Farrell

Marilyn Farrell
Greene County Clerk
March 29, 2025